


SOLFEGGIO TONES AND THE DNA ASCENSION FREQUENCIES

by GW Hardin



Copyright 2010 G.W. Hardin ... All Rights Reserved
Permission can be requested through e-mail
at www.gwhardin.com

July 17, 2010, may end up being one of the most important dates in human history. And not because it was my birthday. That date had great significance on the Mayan calendars, in which humanity was to leave behind its old ways and enter into what is called “the Ninth Step,” or the final step into the Fifth World, which some might call Ascension or Global Transformation. A global unity event had been scheduled by Joseph Giove’s Common Passion organization. And I wished to participate in my own way — partly because it was my birthday. And I decided to celebrate both my birthday and the global event by returning to Estes Park, Colorado, where the Shekinah had touched the Earth in 2006 at the Eden Event. Some 222 people had been needed to move into the sacred geometry that would bring this about, and at the last minute the 222nd person showed up. That moment became unforgettable to me as I witnessed this angelic joining with humanity. In 2008 I revisited the site to check out the energy to see if were still as remarkable as it had been that June night in 2006. To my surprise the energy was even more pronounced. And 2010 seemed a perfect time to make a second pilgrimage. This time, Deb Salmans and her husband Tim joined me. We decided to meet in Lyons first for a birthday lunch and then drive up to the sacred site afterward to then celebrate the Conscious Convergence global unity event.

After a sumptuous lunch at the Homestead Cafe, my phone rang. Looking at the caller ID, I see that “Matthew Michaels” is calling. Matthew has been an Indigo protégé of mine over the last seven years, an unusually gifted man. He has been working with me on the Solfeggio System, especially the healing aspects of it. He tells me that he is up at Estes Park, which I find strangely coincidental. In the middle of having lunch with a friend he is shown two strings of 18 numbers, one vertical, the other horizontal. He says that the numbers have to do with the DNA codes. Even though there are two strings of numbers, there are three parts to it, or three levels. How he knows this I don’t know. But I’ve learned to listen seriously about such matters with him. He then tells me that some kind of a huge vibration has moved through him and everyone around him because of these numbers. He’s noticed that everyone’s DNA is now different. I ask him how he knows. He simply states that he can see it. Again, how he does this, I don’t know. But I know enough to ask a few more questions. I ask him why the DNA has shifted. He states that it has to do with the global event. An ascension process has begun. He insists that it’s happened to everyone. There is a pause. Excitement grows in his voice as he tells me this has not just happened with humans. It’s happened with all civilizations around Earth, no matter what star nation they come from. He tells me the numbers but I can’t make any sense out of them. I ask him to write the numbers down and e-mail them to me later. Until I can look at the numbers, there is little for me to make sense of. He writes the numbers down immediately and then enters them in his cell phone Note Pad. We hang up.

Deb, Tim, and I then continued on our trip up the YMCA camp outside of Estes Park. We went into the field where the Shekinah touched down, and we stood in place. I noticed right away that the strong vibration I had felt on my last trip there is no longer present. Instead, there was a pronounced sense of calm and gladness. I suspected that the vibration might have changed since my last trip because the Shekinah herself had since changed when she moved into Oneness with the Metatron (to become the Tikkun) at the

Yellowstone Eden Event, which was part of the global unity event of 2008, The Gathering of One.

When I got back home, I checked e-mail to see what the numbers were that Matt had seen. This is what he sent:

Verticle: 9 4 8 3 7 2 6 1 5 5 3 1 1 8 6 4 8 3

Horizontal: 1 5 9 6 4 2 3 1 8 8 3 7 2 6 1 5 9 4

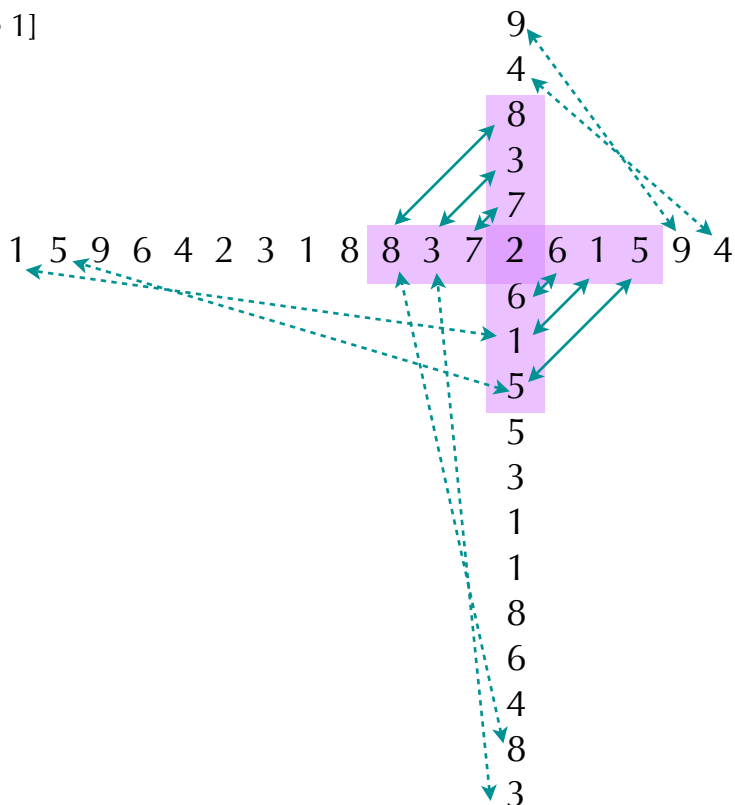
For two days I stared at the numbers only to conclude that they are jibberish. On the third day, I had a visit from angel Gabriel. In Gabriel's hand were two crossed keys. He said nothing and did nothing, only to disappear as quickly as he appeared. There must be some kind of key in the numbers. From my Intelligence days, I knew that ciphering involves looking for repeating patterns that eventually provided a key for breaking the code. I stared at the two sets of numbers and discovered the repeating pattern:

9 4 8 3 7 2 6 1 5 5 3 1 1 8 6 4 8 3

1 5 9 6 4 2 3 1 8 8 3 7 2 6 1 5 9 4

The next step is to cross the patterns at the center point, which is the number 2.

[Figure 1]



Immediately, my mind was shocked by the geometric flow patterns, which told me that profound order rested in what I thought to be chaos. My mind went back to Matthew Michaels' statement about the shifted DNA. And I decided to search the Internet to see if anyone else has noticed what this gifted Indigo has seen. I stumbled on two fascinating pieces in two different newsletters.

The first verification showed up in the Planet Alert Newsletter from the Global Change Foundation.

Then I received an email talking about a new sound that will be coming to our Solar System sometime soon. The article talks about 'The Cosmic Unlocking Sound of the Earth Humanity Shift,' by Xavier Hermes, and you can find it on www.quantumlightconnections.com. The title of the article is "The Ending of the Illuminasti's Humanity Control System." There is a link on that website called Forum. There is a Search feature within the Forum. Search for the words "cosmic unlocking sound."

The other part of the article says "There is an upcoming event that begins and ends with a new cosmic sound that will resonate through our local Universe. The Bible refers to it as 'The Word,' [or the Sacred Sound] and it sets the tone for the whole of our physically manifested reality. This sound is also a key that allows many energy structures of a controlling nature that have long been locked in place to become unlocked and set aside. The new sound replaces one of a lower frequency, and in so doing it moves the whole scale upwards. By activating a new consciousness structure it invites and enables a return to full consciousness for all of humanity. This key sound we refer to will be sudden, happening, as the bible says, 'in the twinkling of an eye'. Veils will be rent asunder; old energy-based humanity-control systems will finally collapse and no longer be effective. The long battle for the souls of humanity will have been won, and we shall start to have our true selves back."

When will this sound be heard, or are we already hearing it? Time will tell! I wrote about the sound in my August 2009 Planet Alert.

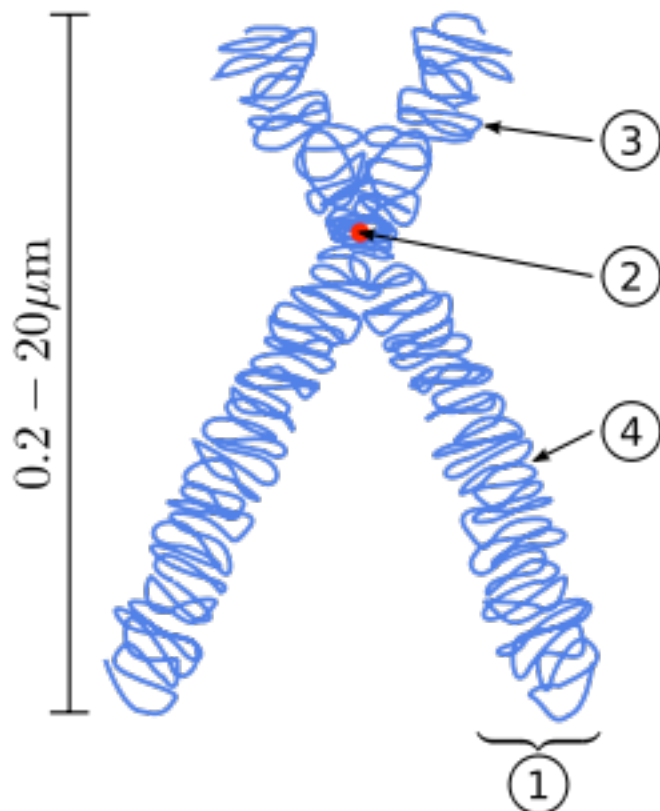
A second piece from the Updates of Sheldan Nidle added yet another slant. This particular quote comes from the August 3, 2010 Update (www.paoweb.com/updates.htm).

The ancient myths of the Pacific islanders talk about Lemuria as a place where picked fruit grew back swiftly, and where animals and people could be described as belonging more to the realms of 'spirit' than stuck in the purely physical state as they are at present. Endless tales are handed down of miraculous deeds and of the strange and beautiful world they inhabited. This is once again to be the future of Mother Earth. It is to be a place of exquisite beauty, where colors, scents, and

even the 'taste' of the air will be like Heaven. The same will be true for Inner Earth. Eons ago, this magnificent planet took on a mantle of deep shadow to facilitate the establishment of an environment that resembled that of the dark empires that surrounded your solar system. A chronicle of events was to be played out which is now coming to its natural conclusion, in which you fell into limited consciousness by shutting down most of your RNA/DNA. This strange saga is now in reverse mode, and you and Mother Earth are returning to your natural, pre-fall states....

Today, we continued to share information about what is happening around you. Everywhere on Mother Earth a great Light is spreading. This heavenly Light is the true Light of the world! A dark burden is being lifted from you, and joy and everlasting prosperity is now your reality!

As I spent more and more time examining the flow patterns, I saw how they related to the crossed keys in Gabriel's hand. What I also noted about those keys was the crosses inside circles at the back end of the keys. I knew there was something to this but still could not find the breakthrough. So I asked Gabriel to help me see the pattern that I was missing that somehow related to the DNA of the body. What I stumbled on the next day hit me like an avalanche. Firstly, I know that the adage of "As below, so above," is one of the favorites the angels have given us. I knew this must have something to do with flow patterns. And I was right. This is what I stumbled on:



[Figure 2]

CHROMOSOMES

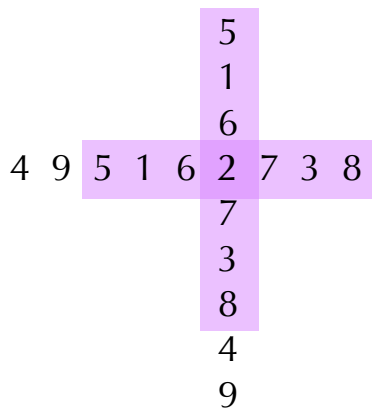
- (1) **Chromatid** – one of the two identical parts of the chromosome.
- (2) **Centromere** – the point where the two chromatids touch, and where the **microtubules** attach.
- (3) **Short arm** containing DNA.
- (4) **Long arm** containing DNA.

As I closely examined the geometry of the chromosome and the patterns of the numbers, a whole world opened up. I saw the three levels (chromosomes) that Matt had hinted at in the phone conversation. And even more importantly, I saw that the centromere is made up of microtubules as well as DNA. This told me right away that the Solfeggio System must be involved. All of a sudden the jibberish of numbers revealed solfeggio frequencies. Everywhere.

FIRST LEVEL CHROMOSOMAL PATTERN

Rather than get into the technicality of the Solfeggio System and how the numbers work, I am simply going to state that the entire Solfeggio System works on what is called the “Pythagorean skein.” This is more simply known by others as numerology addition. It’s a base-9 system that does not use the number zero. However, I should point out that when the angels have provided information, they do combine both our normal base-10 system with the Pythagorean skein. But we won’t be getting into that with this paper. Let me just state for simplicity that there is a mathematical reason for calling this first chromosomal pattern the lower level pattern. This pattern is made up of the upper right portion of the overall pattern (see Figure 1), and then turned upside-down to look thusly:

[Figure 3]



This 9 x 9 string could be called the smaller or lower chromosomal pattern, with the shaded region in all the chromosomal patterns corresponding to the centromere in chromosomes. Let me state early on that because the centromere area of the chromosome includes microtubules (see my video on *2010 New Year New World* at www.soundsofwonder.com), I see this area matching up to what I call “gateways.” And indeed, early experimentation does indicate that these chromosomal gateways connect the three levels of chromosomal patterns, as you will see later. What needs to be looked at next is what amounts to a numerological miracle. These two simple strings of numbers contain in them — in the same way that a single cell contains all the DNA needed to make an entire body — all of the solfeggio numbers of the entire Solfeggio Matrix, noted below (Figure 4):

Solfeggio Matrix	1 Angelic Scale	2	3	4	5 Universal Scale	6	7 Earthly Scale	8 Divine Scale	9 Natural Scale
in hertz									
Karmic Freqs	111	123	135	147	159	162	174	186	198
Remembering	222	234	246	258	261	273	285	297	219
Opening	333	345	357	369	372	384	396	318	321
Change	444	456	468	471	483	495	417	429	432
DNA related	555	567	579	582	594	516	528	531	543
Connection	666	678	681	693	615	627	639	642	654
Awareness	777	789	792	714	726	738	741	753	765
Spiritual Journey	888	891	813	825	837	849	852	864	876
Unity	999	912	924	936	948	951	963	975	987

Figure 4

The components of the Solfeggio System and the Solfeggio Matrix are solfeggio scales. And these scales are determined thusly:

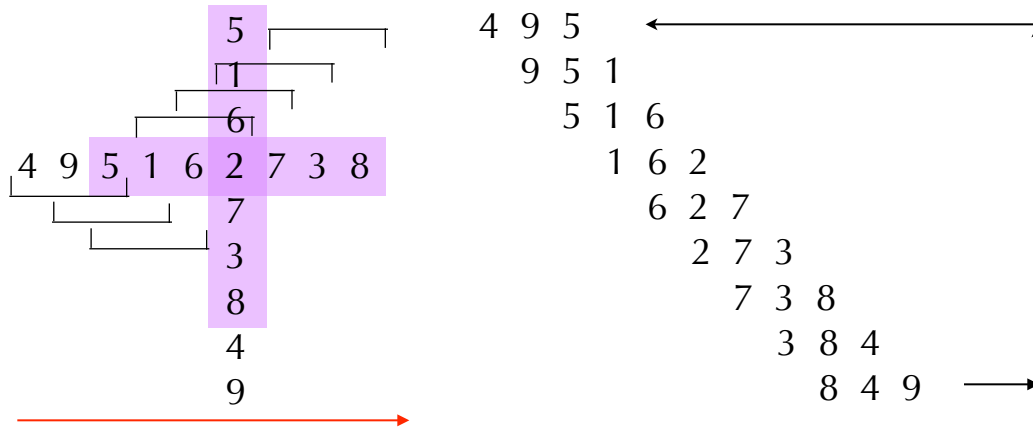
1. All of the tones in sequential order must be 111 hz. apart using the Pythagorean skein.
The Pythagorean skein is a base-9 numbering system that does not use the number zero. For more info on how this works go to www.soundsofwonder.com/pdf/files/grandsolfeggio.pdf
2. Each scale must be 12 hz. apart from it's adjoining scale using Pythagorean skein.
3. Adding any two or more frequencies will always yield another solfeggio frequency.
4. The sum of the scale frequencies will always add up to 999 hz. (Pythagorean skein).
5. The horizontal sum of all frequencies across all scales always adds up to 999 hz.

Again, to try and keep this simple, we will pay particular attention to four of the scales: scale 2, scale 5, scale 6, and scale 9. The reason for this is that these are the scales that have the most influence on healing and manifesting. Another paper will later be prepared to address the other abilities of DNA in changing our personal realities, and through that our world. All addition and subtraction from here on is done in Pythagorean skein.

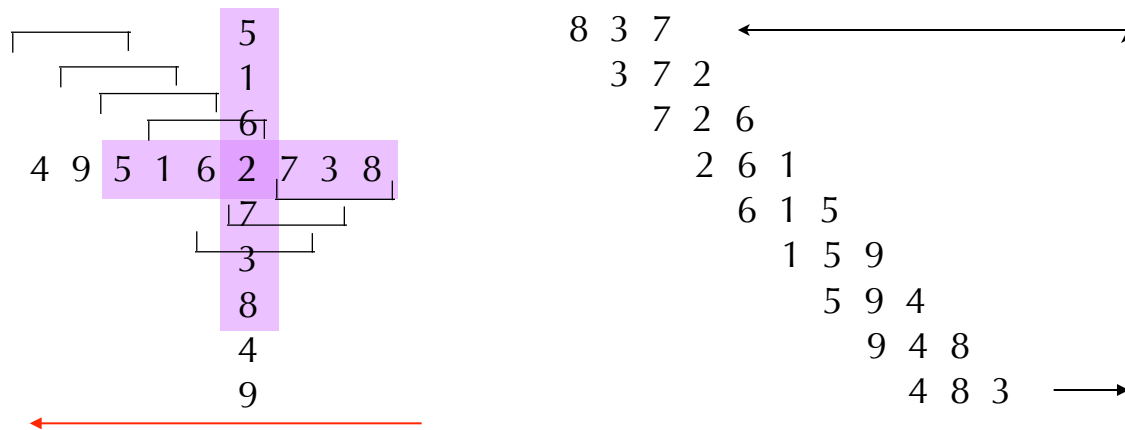
Scale 5 and Scale 6 Patterns

What I would like you to notice in the following sets of scale patterns is how the patterns not only create solfeggio frequencies but they create them in an unending loop, forever repeating. This is what I will call "the flow." These flowing patterns are made up of tones being played in a loop as opposed to gateway tones or centromere tones which are not flows but single combinations of tones being played at the same time. These tones can

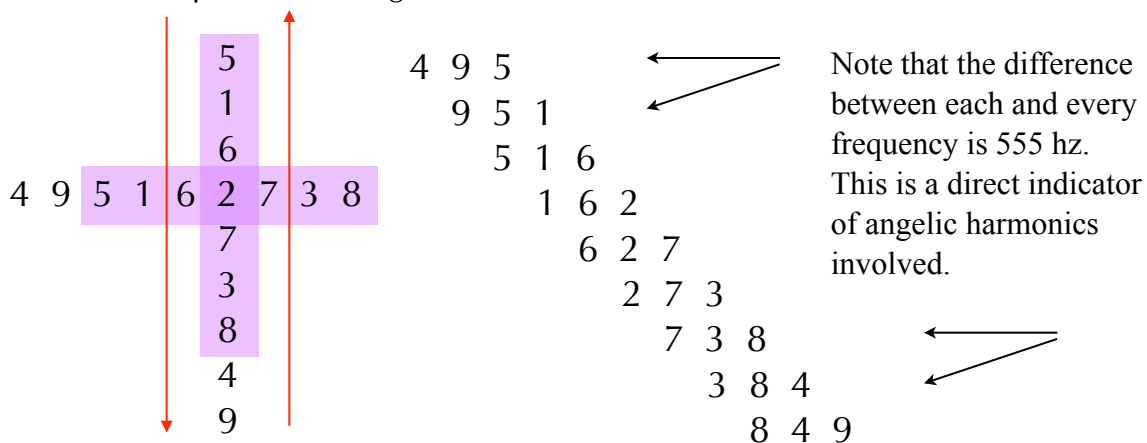
cause a gateway to open to ascending vibrations (giving) or descending vibrations (receiving). Once a gateway is opened then "the flow" distributes the vibration throughout the chromosomal pattern (in level 2 patterns the opposite can happen where flow goes into gateways). The most important pattern creates Scale 5 and Scale 6. Notice how three adjacent numbers form a solfeggio frequency. And notice how shifting one number over creates another solfeggio frequency also in **Scale 6** in an infinite loop:

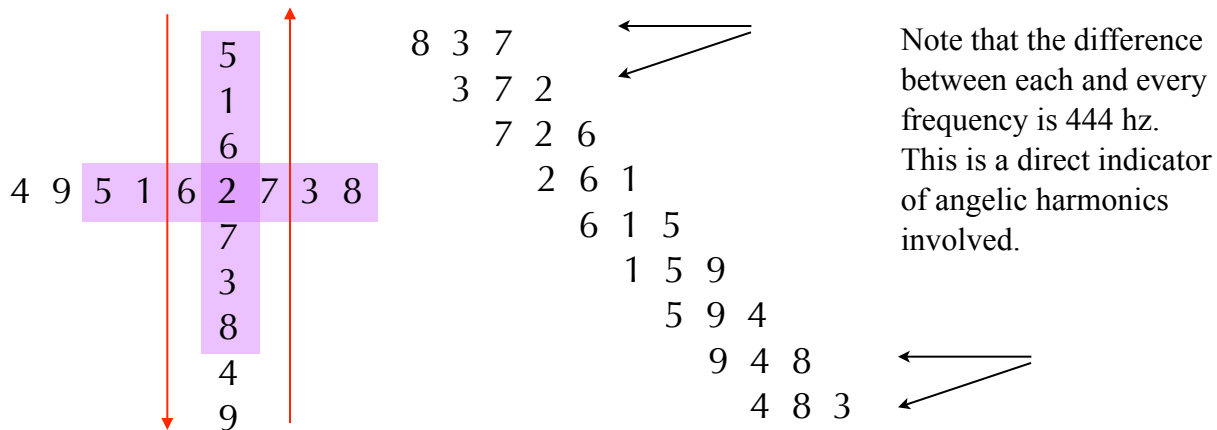


And when the flow is reversed, you get another set of solfeggio frequencies from **Scale 5**.

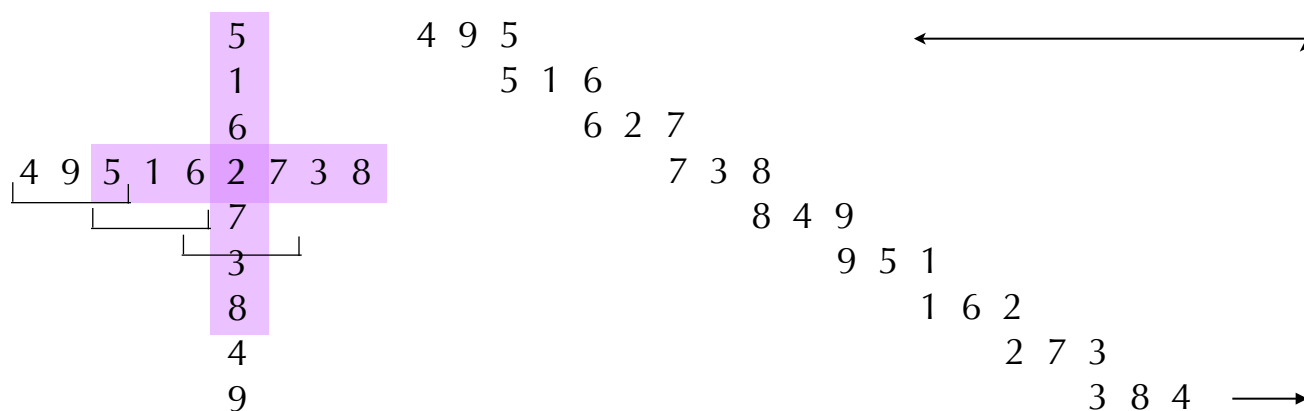


In this particular geometry, the same frequencies are created in the vertical arm of the chromosomal pattern forming Scale 5 and Scale 6.





A **second** chromosomal pattern exists within Scales 5 and Scale 6. In this pattern, the frequencies shift not just one number over but two. Like this:

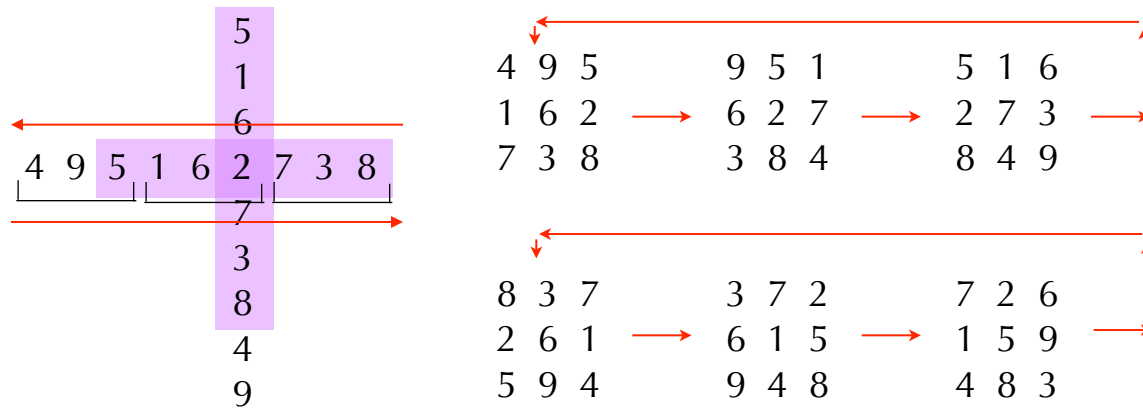


Note that the difference in each succeeding number in the flow is now 111 hz. in Scale 6 and 888 hz. (or -111 hz.) in Scale 5. This is a direct indicator of angelic harmonics involved. A harmonic is created when frequency is added to another. In normal music, two or three tones played together create a chord, and within that chord are harmonics. The harmonics are calculated by adding the amplitude of tonal wave. In the Solfeggio System, the Pythagorean skein pays attention to the pattern of the numbers in frequencies and not the amplitude of the wave. So the solfeggio harmonic is created by adding both frequencies using Pythagorean skein addition.

A **third** chromosomal pattern exists within Scale 5 and Scale 6. Chords make up components of this pattern. Each chord is made up of 3 solfeggio frequencies of the same sum total.

$$\begin{aligned}
 495 &= 4+9+5 = 18 = 9 & \dots & 162 = 1+6+2 = 9 & \dots & 738 = 7+3+8 = 18 = 9 \\
 951 &= 9+5+1 = 15 = 6 & \dots & 627 = 6+2+7 = 15 = 6 & \dots & 384 = 3+8+4 = 15 = 6 \\
 516 &= 5+1+6 = 12 = 3 & \dots & 273 = 2+7+3 = 12 = 3 & \dots & 849 = 8+4+9 = 21 = 3
 \end{aligned}$$

$837 = 8+3+7 = 18 = 9 \dots 261 = 2+6+1 = 9 \dots 594 = 5+9+4 = 18 = 9$
 $372 = 3+7+2 = 12 = 3 \dots 615 = 6+1+5 = 12 = 3 \dots 948 = 9+4+8 = 21 = 3$
 $726 = 7+2+6 = 15 = 6 \dots 159 = 1+5+9 = 15 = 6 \dots 483 = 4+8+3 = 15 = 6$



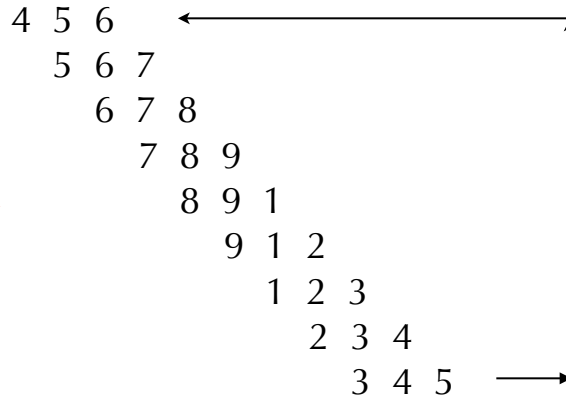
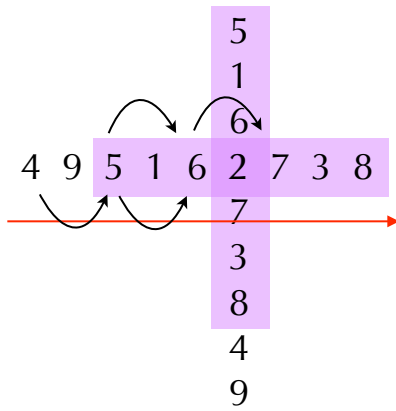
Again, take note that the vertical frequencies end up forming the very same tonal patterns as the horizontal frequencies. And also note that the differences between the frequencies are 555 hz and 444 hz, implying once again that angelic harmonics are involved.

What I find particularly amazing about these two scales is their relationship to one another. If you add the two strings of numbers from Scale 5 and Scale 6 you get the following cross-tab table of permutations. These two added strings create an Angelic Scale (Scale 1) frequency no matter what combination of added frequencies you use and no matter how many of those frequencies you add together!

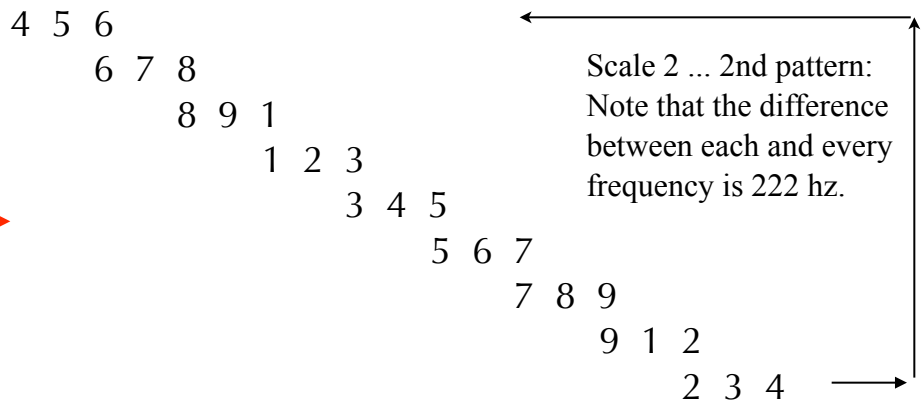
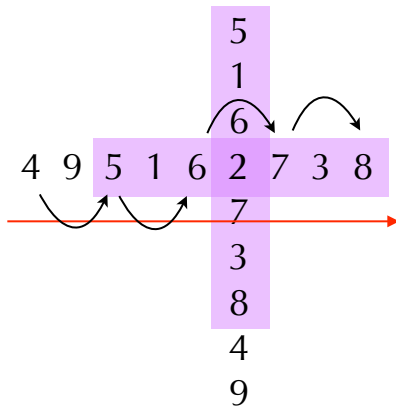
Scale 6 (horizontal arm)
 495 951 516 162 627 273 738 384 849
 Scale 5 (vertical arm)
 948 483 837 372 726 261 615 159 594

444	888	333	777	222	666	111	555	999
999	444	888	333	777	222	666	111	555
555	999	444	888	333	777	222	666	111
111	555	999	444	888	333	777	222	666
666	111	555	999	444	888	333	777	222
222	666	111	555	999	444	888	333	777
777	222	666	111	555	999	444	888	333
333	777	222	666	111	555	999	444	888
888	333	777	222	666	111	555	999	444

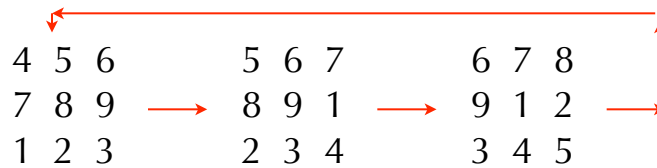
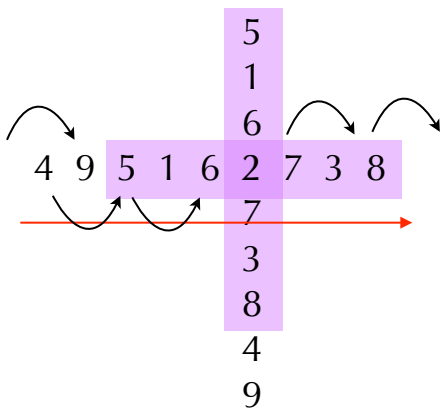
Scale 2 and Scale 9 Patterns



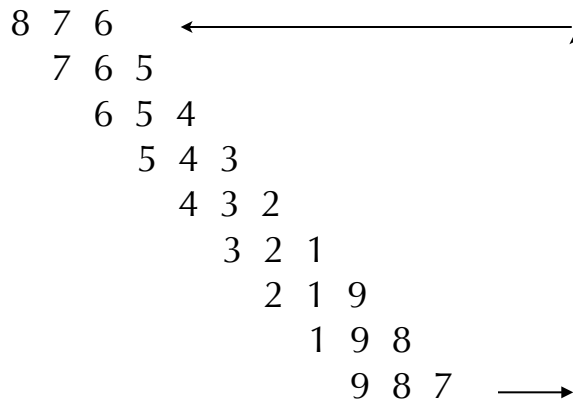
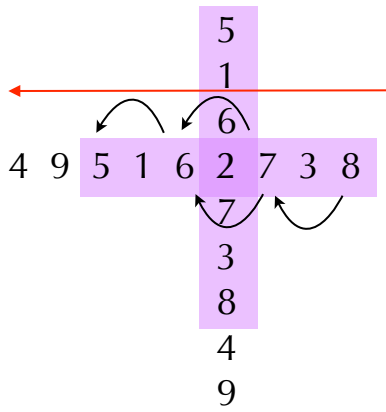
Scale 2 ... 1st pattern:
 Note that the difference between each and every frequency is 111 hz.
 This is a direct indicator of angelic harmonics involved.



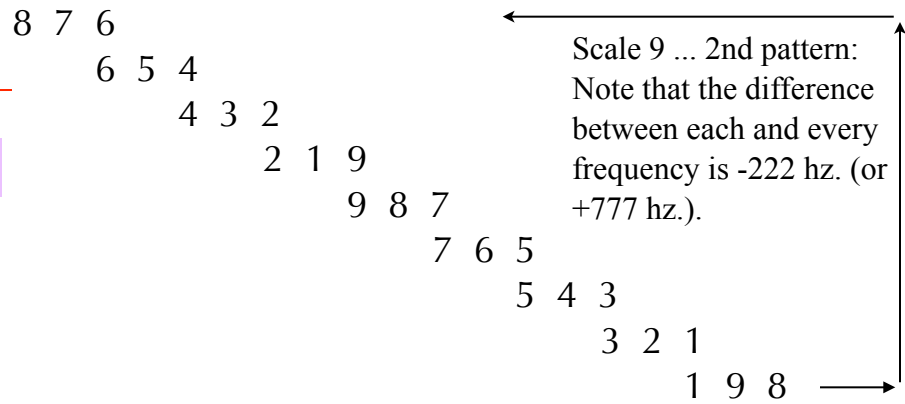
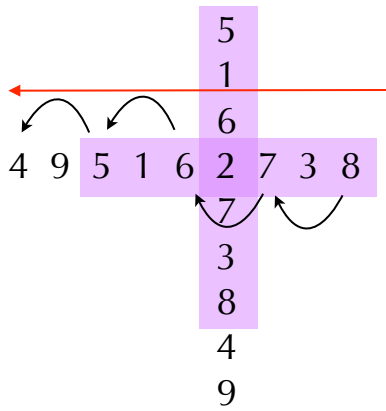
Scale 2 ... 2nd pattern:
 Note that the difference between each and every frequency is 222 hz.



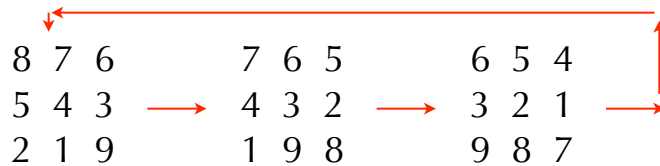
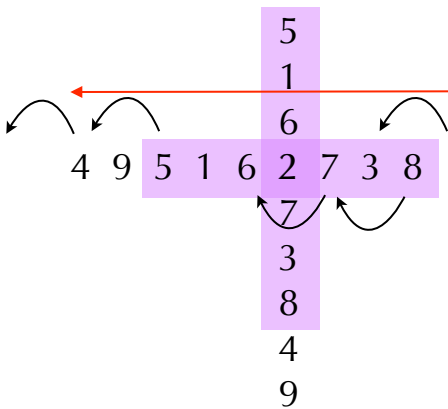
Scale 2 ... 3rd pattern:
 Note that the difference between each and every frequency in a chord is 333 hz.



Scale 9 ... 1st pattern:
 Note that the difference between each and every frequency is -111 hz. (or +888 hz.).



Scale 9 ... 2nd pattern:
 Note that the difference between each and every frequency is -222 hz. (or +777 hz.).



Scale 9 ... 3rd pattern:
 Note that the difference between each frequency in a chord is -333 hz. (or +666 hz.).

The Ascension Frequencies for Chromosomal Level 1

BODY

GIVING FREQUENCIES FLOW

Physical 123 → 234 → 345 → 456 → 567 → 678 → 789 → 891 → 912 ↷

Emotional 123 → 345 → 567 → 789 → 912 → 234 → 456 → 678 → 891 ↷

Mental [123 456 789] → [234 567 891] → [345 678 912] ↷ []= tonal chord

Spiritual-Mental

[495 162 738] → [951-627 384] → [516 273 849] ↷ []= chord

Spiritual-Emotional

495 → 951 → 516 → 162 → 627 → 273 → 738 → 384 → 849 ↷

Spiritual-Physical

495 → 516 → 627 → 738 → 849 → 951 → 162 → 273 → 384 ↷

BODY

RECEIVING FREQUENCIES FLOW

Physical 987 → 876 → 765 → 654 → 543 → 432 → 321 → 219 → 198 ↷

Emotional 987 → 765 → 543 → 321 → 198 → 876 → 654 → 432 → 219 ↷

Mental [987 654 321] → [876 543 219] → [765 432 198] ↷ []= chord

Spiritual-Mental

[837 261 594] → [372 615 948] → [726 159 483] ↷ []= chord

Spiritual-Emotional

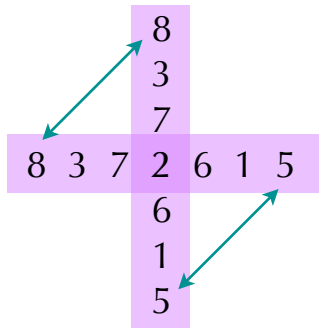
837 → 372 → 726 → 261 → 615 → 159 → 594 → 948 → 483 ↷

Spiritual-Physical

837 → 726 → 615 → 594 → 483 → 372 → 261 → 159 → 948 ↷

Even though other scales can be created from these two strings of numbers, these four are the ones I stopped at because of their relationship to the next two levels up of chromosomal patterns. In order to get from one level of chromosomal patterns to the next, the mathematics (and I believe the vibrations as well) must pass through a gateway. That gateway is what geometrically shows up as the centromere of the chromosome. The gateways do not have flows at this level, but are chordal tones. The gateway that leads into chromosomal level 2 is made up of two chords, one for entering (giving, ascending) the gateway and the other for leaving (receiving, descending) the gateway.

FIRST CENTROMERE GATEWAY BETWEEN LEVELS 1 AND 2

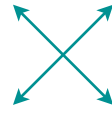


Giving flow

8 3 7
3 7 2
7 2 6
2 6 1
6 1 5

Receiving flow

5 1 6
1 6 2
6 2 7
2 7 3
7 3 8

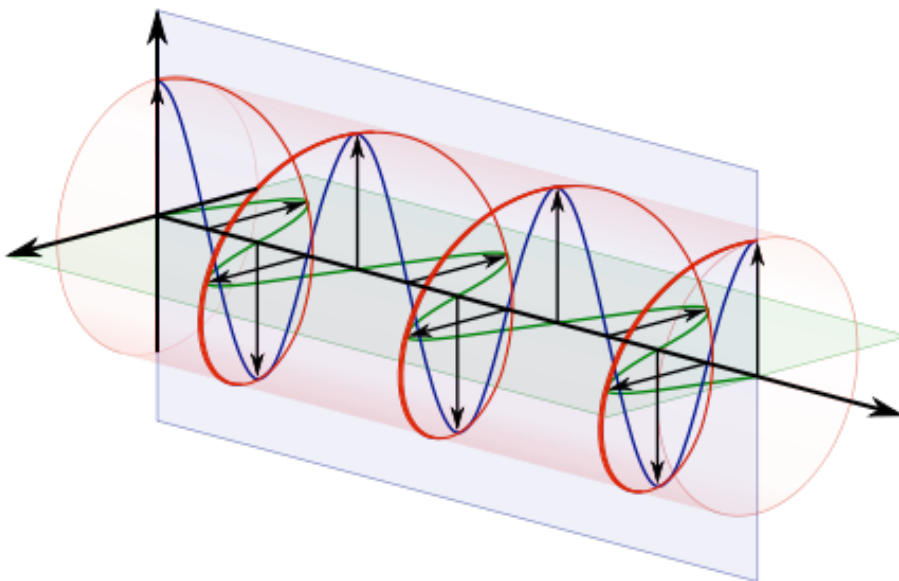


The difference between each of the giving frequencies is 444 hz. while the difference between each of the receiving frequencies is 555 hz. Notice that the gateway flow patterns are different from the chromosomal flow patterns, which are in constant circular repeating cycles. The gateways however oscillate in helical flows with the last frequency of one pattern reversing the numbers in the frequency to match the numbers of the first frequency in the next flow pattern:

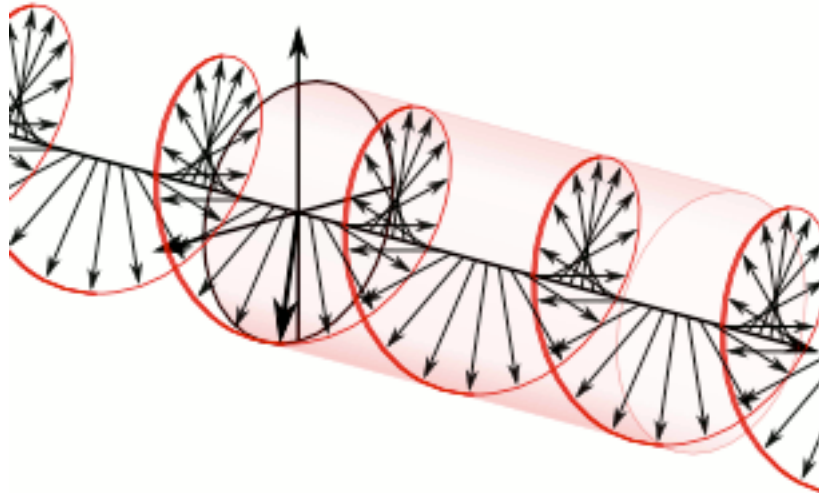
837 → 372 → 726 → 261 → 615 → 516 → 162 → 627 → 273 → 738 ↻

738 → 273 → 627 → 162 → 516 → 615 → 261 → 726 → 372 → 837 ↻

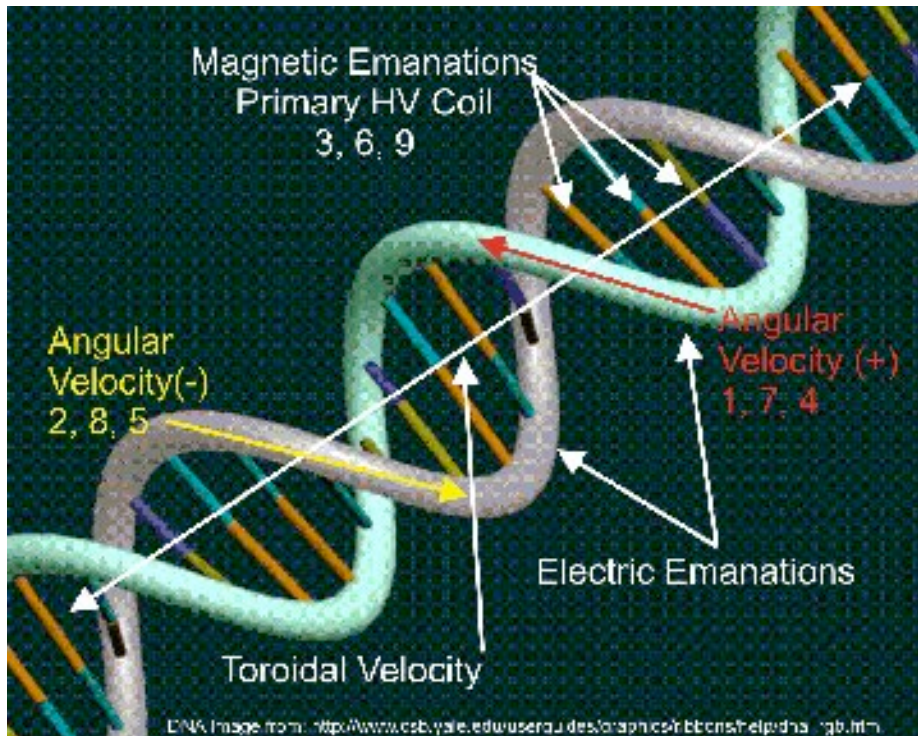
The helical pattern (+ & - magnetic flow with linear polarity) is created by the interaction of these two oscillating patterns as illustrated below. Think of one set of flowing frequencies as the green oscillating wave and the other as the blue oscillating wave. Together they make up the helix, the red wave.



These oscillating linear polarities create the gateway openings that allow either ascending vibrations or descending vibrations to enter into the chromosomal flow patterns of either level 1 or level 2. With gateways open, a second component emerges with the chromosomal flows, a circular polarity. Notice how this circular polarity greatly resembles the ladder rungs of DNA (adenine, cytosine, guanine. and thymine ... ACGT):



In work done by an engineering colleague, Jamie Buturff, we see what happens when you bring all the components together. Amazingly, we not only see the matching patterns aligning with DNA geometry, but we also see Buturff showing direct relation to the solfeggio numbers themselves as he uses principles of the Rodin coil mathematics to match up solfeggio numbers with the polarity components of DNA:



We believe the energetic forces needed to create linear and circular polarities are derived from biophotons coming through the gateways. At one time we had actual video footage from working with a client using Gateway 3 (Third Centromere Gateway), which showed this light emanating out of nowhere from the client's lower back, but later found the video files destroyed. But in two cases, one with eye-witnesses, light was seen showing up around the client when the tones were used. Plus an independent tone was heard after the computer generated tones were stopped. This audio phenomenon was also recorded on video and wiped out also. More will be said about this in the information on Level 3.

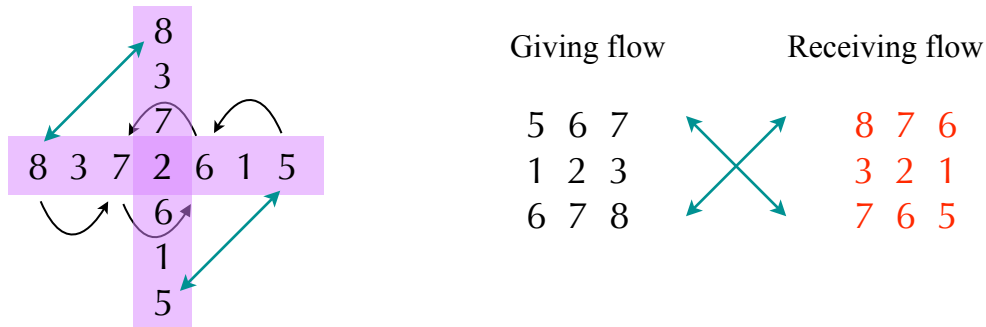
It should be stated that one of the factors inherent in the centromeres is the fact that they have microtubules. The implication is that the DNA can and most likely does communicate directly with the trillions of microtubules found surrounding all the cell walls in the body, and found particularly in the brain where large amounts (10%-15% of brain weight) of monoatomics, or high-spin state atoms reside. If the work by Dr. Stuart Hameroff, M.D., and Dr. Roger Penrose, Ph.D. (whose studies state that "microtubules are the source of consciousness") are any indication, then the implication of the Solfeggio System within the chromosomes leads us to believe that the three levels of chromosomal flow connected to the the four levels of centromere gateways (see below) is the bridge between humanity and the Fabric of the Universe.

And what runs this radically remarkable geometric power of DNA? Biophotons. In an article on View Zone (www.viewzone2.com/dnax.html), Russian scientist, Dr. Pjotr Garajev states that biophotons are emitted by DNA. In a theory supported by Dr. Veljko Veljkovic, the article states:

Photons switch on the body's processes like an orchestra conductor bringing each individual instrument into the collective sound. At different frequencies, they perform different functions. Popp found that molecules in the cells responded to certain frequencies, and that a range of vibrations from the photons caused a variety of frequencies in other molecules of the body.

This is almost an endorsement of what Matthew Michaels saw and what he heard as to how the two sets of number strings operate. To further recognize what Matt was shown and what he saw, several repeated experiments have produced spontaneous DNA out of nothing but quartz and heat or quartz, water, and electricity. The DNA appears out of nowhere just like the biophotons. I submit that the "nowhere" is in actuality the centromere gateways, which can be activated by certain frequencies linked to certain geometry, opening into hyperspace or the quantum plenum (see below reference to Mark Comings). What really spooks some scientists is how ancient symbols, called sigils, seem also to accomplish parallels to this phenomenon. Though experiments have yet to be done at this level, past experiments using symbols for solfeggio frequencies have worked well with a soliton laser (ref. my other paper at www.soundsofwonder.com/pdf/files/grandsolfeggio.pdf on the Grand Solfeggio).

FIRST CENTROMERE GATEWAY BETWEEN LEVEL 1 AND SUBSPACE



By subspace I mean to imply the subatomic world, as opposed to hyperspace, which I imply to mean the higher dimensional world. In theoretical physicist Mark Comings' work, in his article, "The Quantum Plenum: The Hidden Keys of Life, Energetics, and Sentience," *ISSMME Magazine*, he refers to what he calls "higher dimensional light" emerging from the quantum plenum. The quantum plenum is what I am calling "hyperspace." And it is from there that biophotons, or higher dimensional light emerges into the Third Centromere Gateway and continues downward to the First Centromere Gateways. It may be that the Subspace Gateway allows consciousness to affect subatomic particles such as has been demonstrated with atomic clocks. This is beyond our funding capability to address.

Like the First Centromere Gateway between levels 1 and 2, the Subspace Gateway oscillates thusly:

567 → 123 → 678 → 876 → 321 → 765 ↻

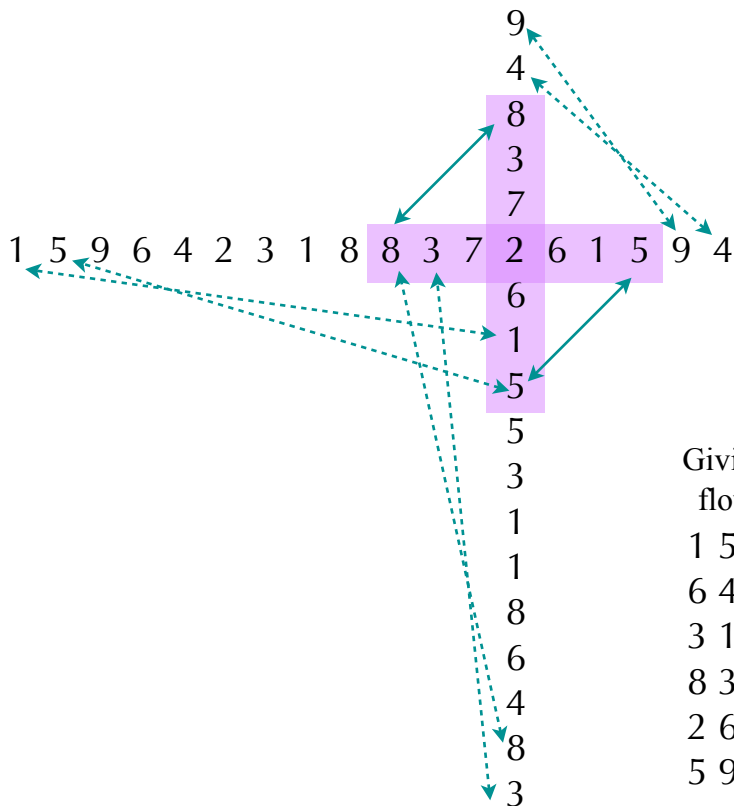
765 → 321 → 876 → 678 → 123 → 567 ↻

Note that the difference in the giving-flow frequencies is 555 hz. (or -444 hz.) while the difference between the receiving-flow frequencies is 444 hz. (or -555 hz.).

You are probably asking, "When do I play the Centromere Gateway oscillating frequencies?" Some information has been purposely left out here with only a veneer described because we have been warned to be careful with this information. No matter whether you are a scientist or a shaman or a gatekeeper or a healer, gateways are nothing to play with. They should only be opened and should only be used when the client is ready to move to another level of awareness. And how do you check for that? In the case of scientists, don't open anything unless you can measure it and know the consequences of your measurements. In the case of shamans, consult with your power animals or your plant spirits before creating openings to any other dimension. In the case of gatekeepers, consult first with the gatekeeper on the other side of the dimensional gateway. If the gatekeeper says, "No," or doesn't answer, then don't even try to open a gateway. To do so is at your own peril. And with healers, if the client can't tell you, then that speaks for itself. More will be said about opening Centromere Gateways in the section on Level 3.

**SECOND LEVEL CHROMOSOMAL PATTERN:
IT'S ALL ABOUT TRANSFORMATION AND TRANSFORMATIONAL MATRICES**

Like the First Level Chromosomal Pattern, the Second Level Chromosomal Pattern has flow via linear polarity and circular polarity, and possesses as well a Centromere Gateway. But now we see the source of these polarities flipped. Here, it is the Chromosomal Flow that oscillates and the Centromere Gateway that rotates in circular flow. Also to be noted is that the number of permutations of frequencies are far fewer.



Only two series of solfeggio frequencies flow in this configuration. And the only way for angelic harmonics to be a part of them is to pair the frequencies, not unlike how chromosomes themselves pair.

Giving flow	Receiving flow	Giving flow	Receiving flow
1 5 9	4 9 5	3 8 4	9 4 8
6 4 2	1 6 2	6 8 1	3 7 2
3 1 8	7 3 8	1 3 5	6 1 5
8 3 7	8 1 3	5 1 6	5 3 1
2 6 1	2 4 6	2 7 3	1 8 6
5 9 4	9 5 1	8 4 9	4 8 3

Half of the oscillating frequencies have an angelic harmonic between them (333 hz.) and half do not. Right away we get an indication that a transformational change is occurring at this level with 333 hz. being the key frequency (known to some at the frequency of the Shekinah or the Divine Feminine). The oscillating flow looks thusly:

159 → 642 → 318 → 837 → 261 → 594 → 495 → 162 → 738 → 813 → 246 → 951 ↻

951 → 246 → 813 → 728 → 162 → 495 → 594 → 261 → 837 → 318 → 642 → 159 ↻

For the transformation to be complete, there must be a flow pattern that is completely influenced by angelic harmonics. As it turns out, the only way for that to show up is to pair frequencies. As with chromosomes, pairing is a way in which to accomplish transformation. And as we can see throughout the patterning levels, "As below, so above" still continues to apply. If you pair up the giving frequencies and the receiving frequencies, here's what shows up:

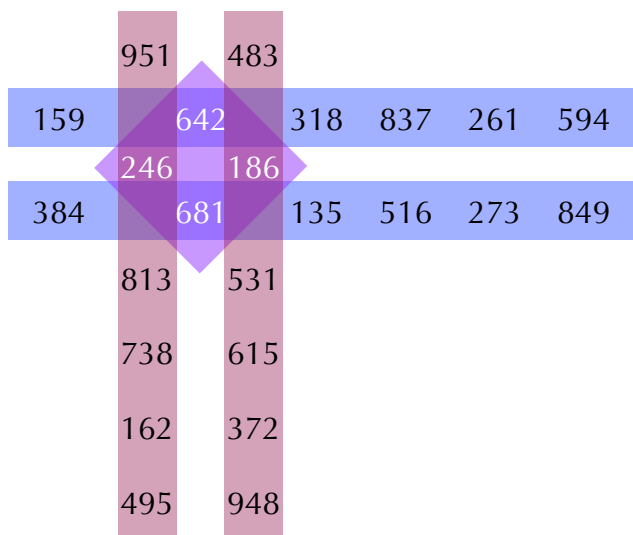
Horizontal frequencies ... giving
 159 642 318 837 261 594
 Vertical frequencies ... giving
 384 681 135 516 273 849

paired
 159 642 318 837 261 594
 + 384 681 135 516 273 849
 444 333 444 444 444 444

Horizontal frequencies ... receiving
 495 162 738 813 246 951
 Vertical frequencies ... receiving
 948 372 615 531 186 483

paired
 495 162 738 813 246 951
 + 948 372 615 531 186 483
 444 444 444 444 333 444

As you can see, there is an surprising pattern that shows up with the 333 angelic harmonic in only one place in each pairing. Closer examination shows that they appear in equal placement from the ends, once more indicating a chromosomal pattern at work. If we set up a graphic of this chromosomal pattern, where the 333 hz. harmonic pairings form the Centromere Gateway, it looks thusly:



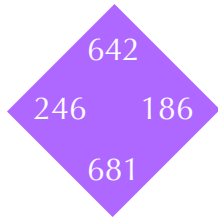
Now we have paired oscillating paired chordal tones to complete the transformational process into the next level, Chromosomal Level 3:

159 → 642 → 318 → 837 → 261 → 594 → 495 → 162 → 738 → 813 → 246 → 951 ↻
 348 681 135 516 273 849 948 372 615 531 186 483

951 → 246 → 813 → 738 → 162 → 495 → 594 → 261 → 837 → 318 → 642 → 159 ↻
 483 186 531 615 372 948 849 273 516 135 681 384

Unlike Level 1, the Centromere forms a vortex at this level, and does not have oscillating frequencies but paired rotating frequencies. Quantum physicists have discovered that vortices also play a role in the formation of DNA (Victor Vernon Woolf, PhD, *The Dance of Life*).

CENTROMERE VORTEX GATEWAYS BETWEEN LEVEL 2 AND LEVEL 3



Paired Tones
Giving flow

186 → 681 → 246 → 642 ↻
681 246 642 186

Paired Tones
Receiving flow

186 → 642 → 246 → 681 ↻
642 246 681 186

THE ASCENSION FREQUENCIES FOR CHROMOSOMAL LEVEL 2

GIVING FREQUENCIES FLOW

Body/DNA

159 → 642 → 318 → 837 → 261 → 594 → 495 → 162 → 738 → 813 → 246 → 951 ↻

Mind/Consciousness (paired frequencies)

159 → 642 → 318 → 837 → 261 → 594 → 495 → 162 → 738 → 813 → 246 → 951 ↻
384 681 135 516 273 849 948 372 615 531 186 483

Self/Higher-Self (paired frequencies)

159 → 642 → 318 → 837 → 261 → 594 → 495 → 162 → 738 → 813 → 246 → 951 ↻
483 186 531 615 372 948 849 273 516 135 681 384

RECEIVING FREQUENCIES FLOW

Body/DNA

951 → 246 → 813 → 738 → 162 → 495 → 594 → 261 → 837 → 318 → 642 → 159 ↻

Mind/Consciousness (paired frequencies)

951 → 246 → 813 → 738 → 162 → 495 → 594 → 261 → 837 → 318 → 642 → 159 ↻
483 186 531 615 372 948 849 273 516 135 681 384

Self/Higher-Self (paired frequencies)

948 → 372 → 615 → 531 → 186 → 483 → 384 → 681 → 135 → 516 → 273 → 849 ↻
594 261 837 318 642 159 951 246 813 738 162 495

THIRD LEVEL CHROMOSOMAL PATTERN

Let's be clear from the start, it's this level that caused the stir, resulting in video files being destroyed along with a laptop and two flash drives taken from a locked safe without the safe being opened. For reasons not known to me, this is the level I first decoded. It was only afterwards, upon being told that I wasn't supposed to discover this level until later, that there were two other levels, leading to this one, that were supposed to come first. Both Gabriel and those involved in removing video and audio files stated that this information was coming forward too soon. Please keep that in mind. Don't work at this level or experiment with this level until you have first mastered levels 1 and 2. I will discuss later how you can determine at which level you ought to be working.

The Third Level Chromosomal Pattern is not determined by the flow of the frequencies but by the flow of the scales of the frequencies (refer to Solfeggio Matrix, page 7). It was this pattern that first tipped me off that the patterns looked like chromosomes. Matthew Michaels had already been told that the frequencies had to do with DNA but was not told how. When I looked at the scales, my mind went immediately toward finding out how DNA could possibly be related to the frequencies. And this is what I saw:

Horizontal string

1 5 9 6 4 2 3 1 8 8 3 7 2 6 1 5 9 4

1 5 9	6 4 2	3 1 8	8 3 7	2 6 1	5 9 4		
scale	scale	scale	scale	scale	scale	837+333 = 261	642-333 = 318
5	8	8	5	5	5	261+333 = 594	159+777 = 837
						594+333 = 837	594+555 = 159

Vertical string

9 4 8 3 7 2 6 1 5 5 3 1 1 8 6 4 8 3

9 4 8	3 7 2	6 1 5	5 3 1	1 8 6	4 8 3		
scale	scale	scale	scale	scale	scale	948+333 = 372	531-444 = 186
5	5	5	8	8	5	372+333 = 615	483-777 = 615
						615+333 = 948	483+555 = 948

Horizontal string reversed (receiving)

4 9 5 1 6 2 7 3 8 8 1 3 2 4 6 9 5 1

4 9 5	1 6 2	7 3 8	8 1 3	2 4 6	9 5 1		
scale	scale	scale	scale	scale	scale	495-333 = 162	813+333 = 246
6	6	6	3	3	6	162-333 = 738	951-777 = 738
						738-333 = 495	951+444 = 159

Vertical string reversed (receiving)

3 8 4 6 8 1 1 3 5 5 1 6 2 7 3 8 4 9

3	8	4	6	8	1	1	3	5	5	1	6	2	7	3	8	4	9
3	8	4	6	8	1	1	3	5	5	1	6	2	7	3	8	4	9
scale	scale	scale	scale	scale	scale	scale	scale	scale	scale	scale	scale	scale	scale	scale	scale	scale	scale
6	3	3	6	6	6	6	6	6	6	6	6	6	6	6	6	6	6

516-333 = 273	681-555 = 135
273-333 = 849	384-777 = 516
849-333 = 516	849+444 = 384

When you create the graphic for the intersecting solfeggio strings, three regions stand out. The teal shaded area represents the numbers that connect to and resonate with all the six bodies of Level 1. These are the same sets of strings that made up the First Level Chromosomal Patterns. The purpose here of this reappearance can be looked at as being vortical in nature, connecting from Level 3 dimensionally to Level 1, creating a kind of toroidal flow between all the levels. And, as vortexes, they can serve dual purposes: connecting to Level 1 and connecting to the Third Level Centromere Gateway, which is the Gateway of the Collective Conscious.

9
4
8
3
7
2
6
1
5
5
3
1
3
1
8
1
8
6
6
4
8
3

The Three Components of Level 3

1. Manifestations of consciousness activated through the DNA of the 3 spiritual bodies and the 3 mortal bodies via the vortexes to/from Level 1 and/or the Centromere Gateways of Level 2 and Level 1 (teal-colored area).
2. The creative forces of Self-Consciousness and the Collective Consciousness.
3. The Gateway of the Quantum Plenum (Oneness), the Fabric of the Universe (violet-colored area).

1	5	9	6	4	2	3	1	8	8	3	7	2	6	1	5	9	4
---	---	---	---	---	---	---	---	---	---	---	---	---	---	---	---	---	---

THIRD CENTROMERE GATEWAY TO THE QUANTUM PLENUM — the Fabric of the Universe

Giving (into the Quantum Plenum]

[642 318 531 186]

Receiving (from the Quantum Plenum)

[813 246 681 135]

THE ASCENSION FREQUENCIES FOR CHROMOSOMAL LEVEL 3

GIVING FREQUENCIES

Vortex frequencies to the Level 1

Mortal bodies (physical/emotional/mental)

[159 837 261 594] [] = tonal chord

Vortex frequencies to the Level 1

Spiritual bodies (spiritual-mental/spiritual-emotional/spiritual-physical)

[948 372 615 483]

Self-Consciousness Creative Forces (manifesting)

[159 642 318]

Collective Consciousness Creative Forces (seeding)

[531 186 483]

RECEIVING FREQUENCIES

Vortex frequencies from the Level 1

Mortal bodies (physical/emotional/mental)

[951 738 162 495] [] = chord

Vortex frequencies from the Level 1

Spiritual bodies (spiritual-mental/spiritual-emotional/spiritual-physical)

[849 273 516 384]

Self-Consciousness Creative Forces (transforming)

[951 246 813]

Collective Consciousness Creative Forces (allowing/welcoming)

[135 681 384]

Overview

It is Light (defined as “higher-dimensional light” by Mark Comings, *op. cit.*) and Consciousness (microtubules) that inherently drive the worlds of what we call reality through the miracle of DNA. Bruce Lipton figured out long ago that “we are not our genes,” referring to the long-held belief systems that DNA does nothing more than pass on genetic material. Indeed, DNA not only emits light, it is subject to light. And one of the ancient beliefs said that one of the forms of light was sound, called the Sacred Sound.

Photons switch on the body's processes like an orchestra conductor bringing each individual instrument into the collective sound. At different frequencies, they perform different functions. Popp found that molecules in the cells responded to certain frequencies, and that a range of vibrations from the photons caused a variety of frequencies in other molecules of the body. (*Viewzone, op. cit.*)

What Matthew Michaels was shown now looks to have profound potential in addressing healing, shift in consciousness, manifestation of and restructuring of realities. In one conversation he told me that the Third Centromere Gateway had the ability not only to feed the powers of manifestation, they also had the ability to “destabilize the structure of reality.” In other words, the closer we get to the Divine Presence, the greater the tendency of reality to align with the Divine, losing it's form in the process and moving back into Chaos. I had read in the book, *The Magus of Strovolos*, how the body itself can be turned into a plasma structure where bones and skin can be manipulated and reworked (healed) and then returned to ordinary structure. This is part of what had shown up on the video. But to capture this on video gave me cause to make this esoteric teaching far more teachable, using the solfeggio frequencies that guide and realign the DNA. When this plasma altering of the body was recorded so was the presence of significant light. What Matt tried to record is at least hinted at in research done in the lab:

Popp found that the greater the concentration of ethidium (dye), the more the DNA unravelled, but also the stronger the intensity of light. Conversely, the less he used, the less light was emitted.

He also found that DNA could send out a wide range of frequencies, some of which seemed to be linked to certain functions. If DNA stored this light, it would naturally emit more light on being unzipped.

These and other studies proved to Popp that one of the most essential sources of light and biophoton emissions was DNA. DNA was like the master tuning fork of the body. It would strike a particular frequency and certain molecules would follow. It was also possible, he realised, that he had stumbled upon the missing link in current DNA theory that could account for perhaps the greatest miracle of all in human biology -- how a single cell can turn into a fully formed human being. (*Viewzone, op. cit.*)

The last topic I wish to address is the warning from angel Gabriel. It is my opinion that we must be careful with this information. The instruction from Gabriel is that all is well as long as we make sure people are ready for Level 3 by making sure they can handle Level 1 and Level 2 first. It will take more work from others using this information to provide further feedback and instruction. There are more areas in which we can use this information but I have chosen to limit it for now. For instance, Matt has stated that the tones can also be used to alter or rearrange what we call past-present-future. I have not included that information in here, and may not include it all until we have a better handle on it. Part of that stems from the concerns of those who wiped out the video files. They now know that the destiny of the stars lies with humanity. And they fear that we will take the destructiveness of religious belief systems to other worlds, and with it bring the horrible division we have seen on this planet. This destiny of the star nations being determined by humanity was not news to me because I had heard Michael the angel report such. The celestial stated that we not only would bring the return of Eden to our world but all worlds. Now you can see how that is possible. I invite you to participate in that.

From my heart to yours,
GW